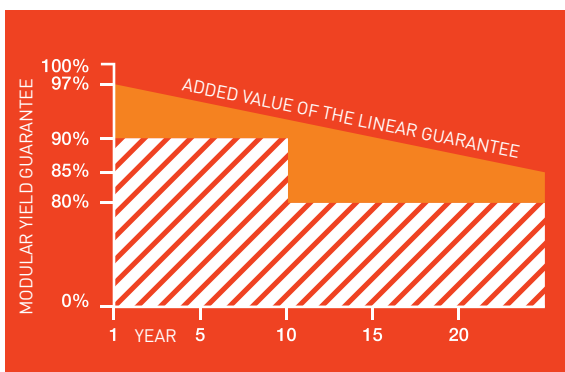



# MONO HALF CELLS - BLACK | BLACK MONOCRYSTALLINE 120 CELLS



## OUTPUT: 320 - 330 WATT

H-CUT series is one of EXE new top efficiency series. Dimensionally close to conventional 60-cell panels, H-CUT mono-crystalline cells are split in two halves to improve performance and they are arranged in two parallel strings for a better management of shading. Featuring a 35mm black anodized aluminium frame, this series can combine visual attractiveness to conversion efficiency over 19%.



15 years manufacturer's warranty  
25 years linear performance guarantee



Guaranteed positive output tolerance of 0/+5 Wp by single measuring



Maximum 5400Pa snow load



3,2mm anti-reflective glass



Maximum stability through aluminium frame Soft-Grip

# MONO HALF CELLS - BLACK | BLACK

## MONOCRYSTALLINE 120 CELLS

STC	A-HCM320/120	A-HCM330/120
Maximum Power (Pmax)	320W	330W
Open Circuit Voltage (Voc) (V)	40.42	41.02
Short Circuit Current (Isc) (A)	10.15	10.29
Voltage at Maximum Power (Vmpp) (V)	33.52	34.03
Current at Maximum Power (Impp) (A)	9.53	9.70
Modul Efficiency (%)	19.01%	19.61%

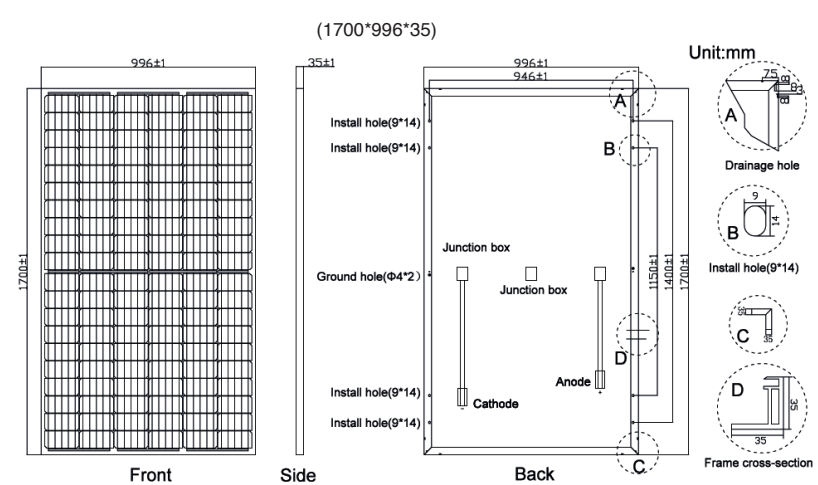
Electrical characteristics (at Standard Test Conditions (STC) of irradiance 1000W/m<sup>2</sup>, spectrum AM 25°C)

NOCT	A-HCM320/120	A-HCM330/120
Maximum Power (Pmax)	236W	243W
Open Circuit Voltage (Voc) (V)	37.13	37.61
Short Circuit Current (Isc) (A)	8.12	8.23
Voltage at Maximum Power (Vmpp) (V)	33.30	33.78
Current at Maximum Power (Impp) (A)	7.10	7.20

Electrical characteristics at NOCT, irradiance 800W/m<sup>2</sup>, spectrum AM 1.5G, cell temperature 20°C, wind speed 1 m/s

Temperature Characteristics	
Pmax Temperature Coefficients (W/°C)	-0.35%/°C
Voc Temperature Coefficients (V/°C)	-0.28%/°C
Isc Temperature Coefficients (A/°C)	+0.05%/°C
Noct Nominal Operating Cell Temperature (°C)	45+/-2°C
Operating Conditions	
Operating Module Temperature:	-40°C to +85°C
Maximum System Voltage:	1500V
Maximum Series Fuse Rating:	20A
Power Tolerance:	0/+5W
Maximum Static Load Front	5400Pa tested 8000Pa
Maximum Static Load Back	2400Pa
Application Class	Class A

Specifications	
Cell Type	Mono
Weight	19kg +/-3%
Dimensions	1700x996x35mm (+/-2mm)
Cable Cross Section Size	Portrait: approx 50cm
No. Of cells	120 (6x20)
Junction Box	IP67, 3 diodes
Frame	Black anodized aluminium
Front Glass	3,2mm high transmission, low iron, tempered glass



I-V Curve: (A-HCM320)

